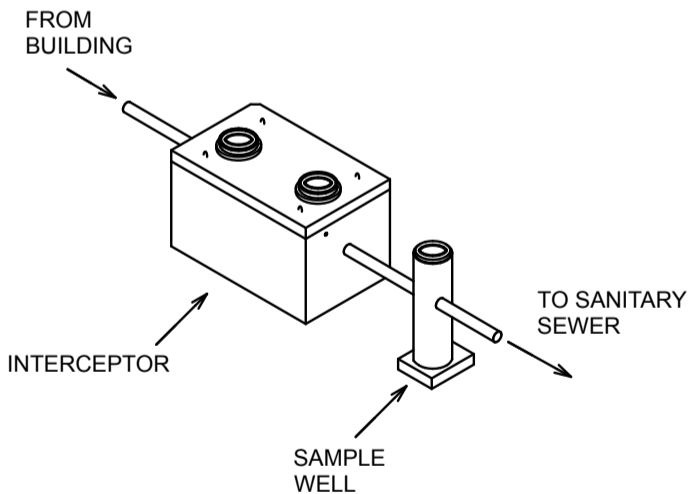
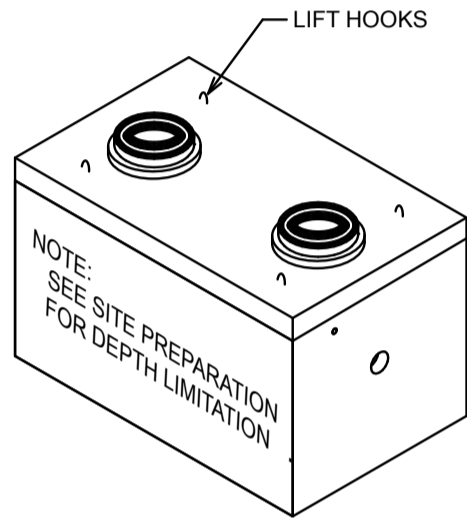
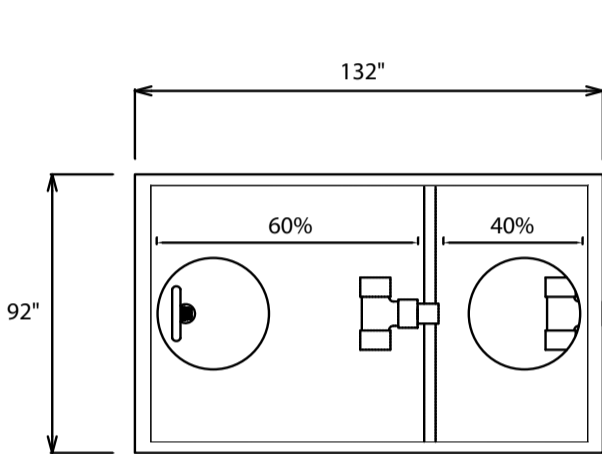
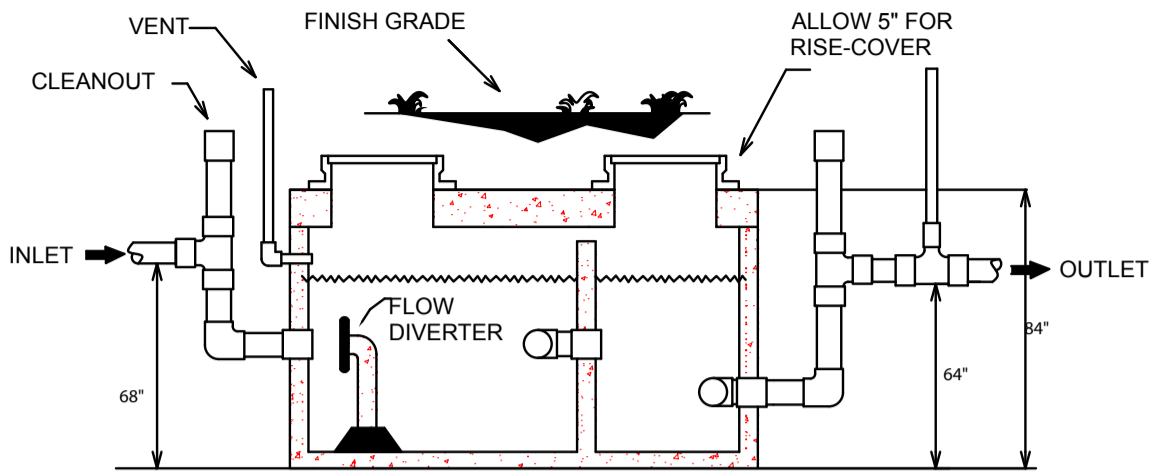


ACP- GREASE INTERCEPTOR-MODEL GTI-2500



| GREASE INTERCEPTOR DIMENSIONS | | | | | | |
|-------------------------------|--------|-------|--------|-------|--------|-----------|
| MODEL NO. GTI | LENGTH | WIDTH | HEIGHT | INLET | OUTLET | WEIGHT |
| 500 GAL. | 76" | 68" | 50" | 36" | 33" | 9,000LBS |
| 750 GAL. | 107" | 68" | 50" | 36" | 33" | 12,000LBS |
| 1000 GAL. | 145" | 68" | 50" | 36" | 33" | 16,400LBS |
| 1250 GAL. | 155" | 75" | 50" | 36" | 33" | 17,500LBS |
| 1500 GAL. | 140" | 80" | 60" | 48" | 44" | 20,300LBS |
| 2000 GAL. | 150" | 102" | 60" | 48" | 44" | 26,000LBS |
| 2500 GAL. | 132" | 92" | 84" | 68" | 64" | 26,200LBS |
| 3000 GAL. | 156" | 92" | 84" | 68" | 64" | 29,600LBS |
| 3500 GAL. | 174" | 92" | 84" | 68" | 64" | 32,300LBS |
| 4000 GAL. | 182" | 102" | 84" | 68" | 64" | 41,200LBS |
| 4500 GAL. | 206" | 102" | 84" | 68" | 64" | 45,500LBS |
| 5000 GAL. | 164" | 102" | 108" | 93" | 89" | 46,000LBS |
| 5500 GAL. | 182" | 102" | 102" | 93" | 89" | 48,000LBS |
| 6000 GAL. | 194" | 102" | 102" | 93" | 89" | 50,300LBS |

LARGER TANKS AVAILABLE UP TO 20,000 GAL.

ACP-2011



**AFFORDABLE
CONCRETE
PRODUCTS INC.**

SPECS FOR:

CITY OF AUSTIN

SCALE:
NONE

MODEL:
GTI-2500

STANDARD SPECIFICATIONS ACP-2011

- *4500 PSI CONCRETE CLASS 1
- *GRADE 60 REINFORCING STEEL
- *8" TRAFFIC LID/H-20 RATED
- *ALLOW 5" RING AND COVER IN TOTAL HEIGHT
- *INLET/OUTLET / 4" SCH40 PVC (6" AVAILABLE)
- *MAXIMUM DEPTH TO BOTTOM OF TANK: 10FT

MAIL:
P.O. BOX 1377
BUDA TEXAS 78610
512-312-2121
FAX: 512-295-5534

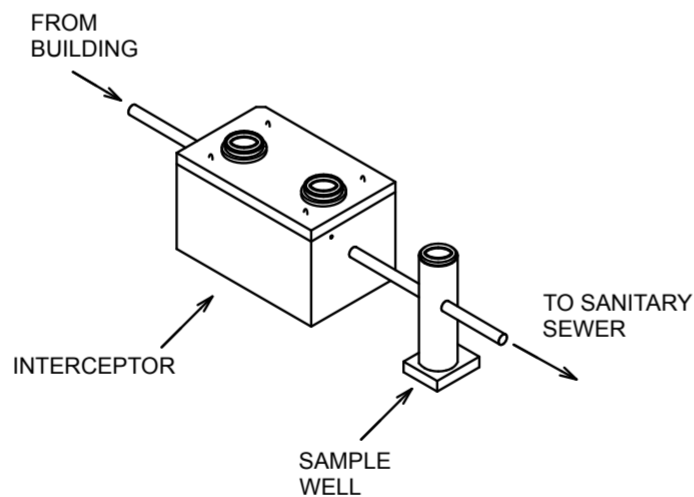
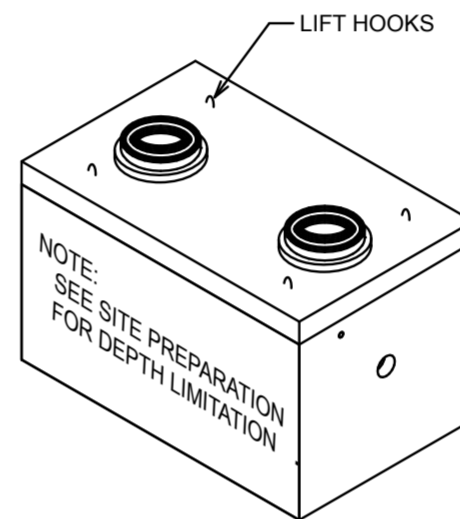
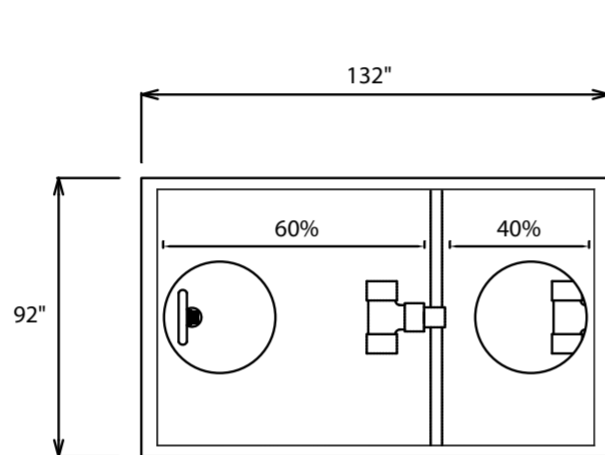
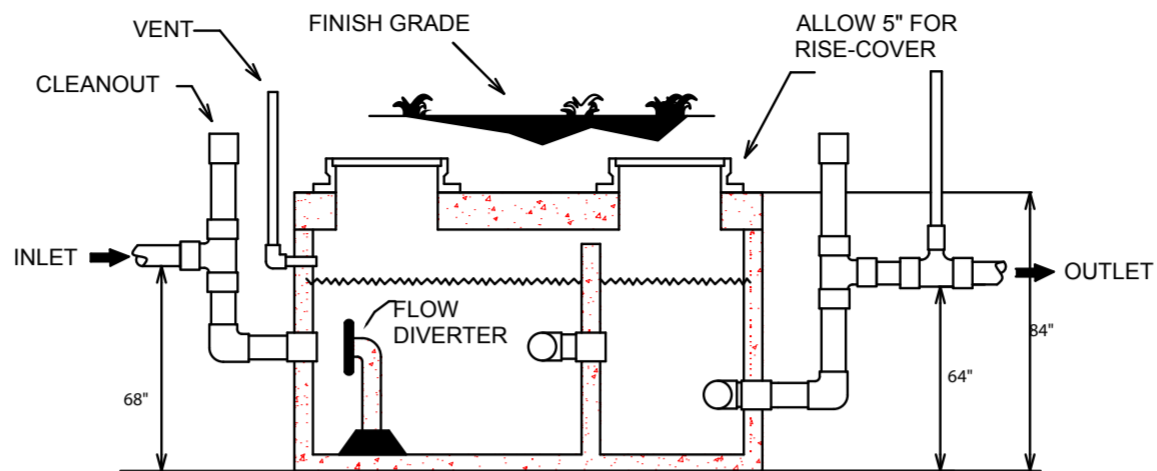
SHIP:
600 SOUTH LOOP 4
BUDA TEXAS 78610
512-312-2121
FAX: 512-295-5534

EMAIL: ACP500@aol.com
WEBSITE:
www.affordableconcreteproducts.com

ENGINEERING DATA

- *INTERCEPTOR IS HYDRAULICALLY & STRUCTURALLY ENGINEERED TO CONFORM WITH LOCAL UNIFORM PLUMBING CODE.
- *INTERCEPTOR WILL BE FACTORY ASSEMBLED PRIOR TO DELIVERY.
- *USE DIMENSIONAL DATA AS SHOWN FOR FIELD EXCAVATION.
- *(MUST BE COMPLETE PRIOR TO DELIVERY)

ACP- GREASE INTERCEPTOR-MODEL GTI-2500



| GREASE INTERCEPTOR DIMENSIONS | | | | | | |
|-------------------------------|--------|-------|--------|-------|--------|-----------|
| MODEL NO. GTI | LENGTH | WIDTH | HEIGHT | INLET | OUTLET | WEIGHT |
| 500 GAL. | 76" | 68" | 50" | 36" | 33" | 9,000LBS |
| 750 GAL. | 107" | 68" | 50" | 36" | 33" | 12,000LBS |
| 1000 GAL. | 145" | 68" | 50" | 36" | 33" | 16,400LBS |
| 1250 GAL. | 155" | 75" | 50" | 36" | 33" | 17,500LBS |
| 1500 GAL. | 140" | 80" | 60" | 48" | 44" | 20,300LBS |
| 2000 GAL. | 150" | 102" | 60" | 48" | 44" | 26,000LBS |
| 2500 GAL. | 132" | 92" | 84" | 68" | 64" | 26,200LBS |
| 3000 GAL. | 156" | 92" | 84" | 68" | 64" | 29,600LBS |
| 3500 GAL. | 174" | 92" | 84" | 68" | 64" | 32,300LBS |
| 4000 GAL. | 182" | 102" | 84" | 68" | 64" | 41,200LBS |
| 4500 GAL. | 206" | 102" | 84" | 68" | 64" | 45,500LBS |
| 5000 GAL. | 164" | 102" | 108" | 93" | 89" | 46,000LBS |
| 5500 GAL. | 182" | 102" | 102" | 93" | 89" | 48,000LBS |
| 6000 GAL. | 194" | 102" | 102" | 93" | 89" | 50,300LBS |

LARGER TANKS AVAILABLE UP TO 20,000 GAL.

ACP-2011



**AFFORDABLE
CONCRETE
PRODUCTS INC.**

SPECS FOR:
CITY OF AUSTIN
SCALE: NONE
MODEL: GTI-2500

STANDARD SPECIFICATIONS ACP-2011

- *4500 PSI CONCRETE CLASS 1
- *GRADE 60 REINFORCING STEEL
- *8" TRAFFIC LID/H-20 RATED
- *ALLOW 5" RING AND COVER IN TOTAL HEIGHT
- *INLET/OUTLET / 4" SCH40 PVC (6" AVAILABLE)
- *MAXIMUM DEPTH TO BOTTOM OF TANK: 10FT

ENGINEERING DATA

- *INTERCEPTOR IS HYDRAULICALLY & STRUCTURALLY ENGINEERED TO CONFORM WITH LOCAL UNIFORM PLUMBING CODE.
- *INTERCEPTOR WILL BE FACTORY ASSEMBLED PRIOR TO DELIVERY.
- *USE DIMENSIONAL DATA AS SHOWN FOR FIELD EXCAVATION.
- *(MUST BE COMPLETE PRIOR TO DELIVERY)

MAIL:
P.O. BOX 1377
BUDA TEXAS 78610
512-312-2121
FAX: 512-295-5534

SHIP:
600 SOUTH LOOP 4
BUDA TEXAS 78610
512-312-2121
FAX: 512-295-5534

EMAIL: ACP500@aol.com
WEBSITE:
www.affordableconcreteproducts.com